














Gene	
Exon	
UTR	
RNA	
Simple	
MIR	
Other SINE	
LINE1	
LINE2	
LTR	
Other repeat	
CpG/GpC \geq 0.60	
CpG/GpC \geq 0.75	

1022

Mon Oct 21 12:48:55 EDT 2002

<http://bio.cse.psu.edu/pipmaker/>

Genome Research, Vol. 10, Issue 4, pp577-586, April 2000.

Annotations legend

Underlays legend

